
Bicycle – Other procedures to clean

DMC: S1000DBIKE-AAA-D00-00-00-00AA-258A-A
Language: en/US
Issue No.: 008
Issue Date: 2012-12-31
Title: Bicycle – Other procedures to clean
Security Classification: UNCLASSIFIED

Data Restrictions

Distribution: To be made available to all S1000D users.
Export Control: Export of this data module to all countries that are the residence of organizations that are users of S1000D is permitted. Storage of this data module is to be at the discretion of the organization.
Handling: There are no specific handling instructions for this data module.
Destruction: Users may destroy this data module in accordance with their own local procedures.
Disclosure: There are no dissemination limitations that apply to this data module.
Copyright: **Copyright (C) 2013** by each of the following organizations:

- AeroSpace and Defence Industries Associations of Europe - ASD.
- Ministries of Defence of the member countries of ASD.

Limitations of Liability:

- This material is provided "As Is" and neither ASD nor any person who has contributed to the creation, revision or maintenance of the material makes any representations or warranties, express or implied, including but not limited to, warranties of merchantability or fitness for any particular purpose.
- Neither ASD nor any person who has contributed to the creation, revision or maintenance of this material shall be liable for any direct, indirect, special or consequential damages or any other liability arising from any use of this material.
- Revisions to this document may occur after its issuance. The user is responsible for determining if revisions to the material contained in this document have occurred and are applicable.

Policy reference: TPSMG TOR 001

Conditions: There are no known conditions that would change the data restrictions for, or security classification of, this data module.

Responsible partner company: UK MoD /U8025

Originator: UK MoD /U8025

Applicability cross-reference table reference: [S1000DBIKE-AAA-D00-00-00-00AA-00WA-D](#)

Applicability: Mountain bicycle and (Mountain storm Mk1 or Brook trekker Mk9)

Applicable to: Mountain bicycle
and (Mountain storm Mk1 or
Brook trekker Mk9)

S1000DBIKE-AAA-D00-00-00-00AA-258A-A

Technical standard: Authority information: 20010131
Authority baseline: Bike book
Authority exceptions:
Authority notes:

Brex data module reference: [S1000DBIKE-AAA-D00-00-00-00AA-022A-D](#)

QA: First verification Cleared Table Top

System breakdown code: BY

Skill level: Intermediate

Reason for updating: totally revised
Schema cleanup element/attribute renaming

Bicycle

Other procedures to clean

Table of contents

	Page
Other procedures to clean	1
References	1
Preliminary requirements	1
Procedure	4
Requirements after job completion	7

List of tables

1	References	1
2	Required conditions	1
3	Required persons	2
4	Required persons	2
5	Support equipment	2
6	Consumables, materials and expendables	2
7	Spares	2
8	Required conditions	7

List of figures

1	Cleaning the bike	4
2	Degreasing the freehub	6

References

Table 1 References

Data module / Technical publication	Title
S1000DBIKE-AAA-DA4-10-00-00AA-241A-A	Chain – Oil

Preliminary requirements

Required conditions

Table 2 Required conditions

Action / Condition	Data module / Technical publication
The bicycle is outdoors	

Applicable to: Mountain bicycle
and (Mountain storm Mk1 or
Brook trekker Mk9)

S1000DBIKE-AAA-D00-00-00-00AA-258A-A

Applicable to: Mountain bicycle Brook trekker Mk9

Required persons

Table 3 Required persons

Persons	Category	Skill level	Trade/Trade code	Estimated time
Man A	Chemical technician	Intermediate	Bike cleaner	1,0 h

Applicable to: Mountain bicycle Mountain storm Mk1

Required persons

Table 4 Required persons

Persons	Category	Skill level	Trade/Trade code	Estimated time
Man B	Operator	Intermediate	Bike rider	1,0 h

Support equipment

Table 5 Support equipment

Name	Manufacturer / Part No.	Quantity	Remark
Water hose	MFR: KZ666 /PN: BSK-TLST-001-09	1 EA	
Stiff bristle brush	MFR: KZ666 /PN: BSK-TLST-001-02	1 EA	
Sponge	MFR: KZ666 /PN: BSK-TLST-001-11	1 EA	

Consumables, materials and expendables

Table 6 Consumables, materials and expendables

Name	Manufacturer / Part No.	Quantity	Remark
Degreasing agent	MFR: KZ222 /PN: LL-004	1 L	
Detergent A	MFR: KZ666 /PN: BSK-TLST-023-14	1 L	
Applicable to: Mountain bicycle Brook trekker Mk9			
Detergent B	MFR: KZ666 /PN: BSK-TLST-001-15	1 L	

Spares

Table 7 Spares

Name	Manufacturer / Part No.	Quantity	Remark
None			

Applicable to: Mountain bicycle
and (Mountain storm Mk1 or
Brook trekker Mk9)

S1000DBIKE-AAA-D00-00-00-00AA-258A-A

Safety conditions

WARNING

Do not get **Detergent A** into your eyes. If it gets into your eyes, wash them immediately in clean warm water.

WARNING

Do not get **Detergent B** into your eyes. If it gets into your eyes, wash them immediately in clean warm water.

CAUTION

Do not use a **Water hose** that has high pressure. A water hose that has high pressure can cause some parts to become loose or full of water.

CAUTION


Do not point the hose directly at the hub or at the bottom bracket bearings. This can cause damage to the parts.

CAUTION

Apply **Detergent B** in accordance with the instruction on the container. The substance may cause damage to the Bike paint if it is not applied correctly.

Procedure

- 1 Clean the bicycle with water to remove all dirt. Refer to [Fig 1](#).

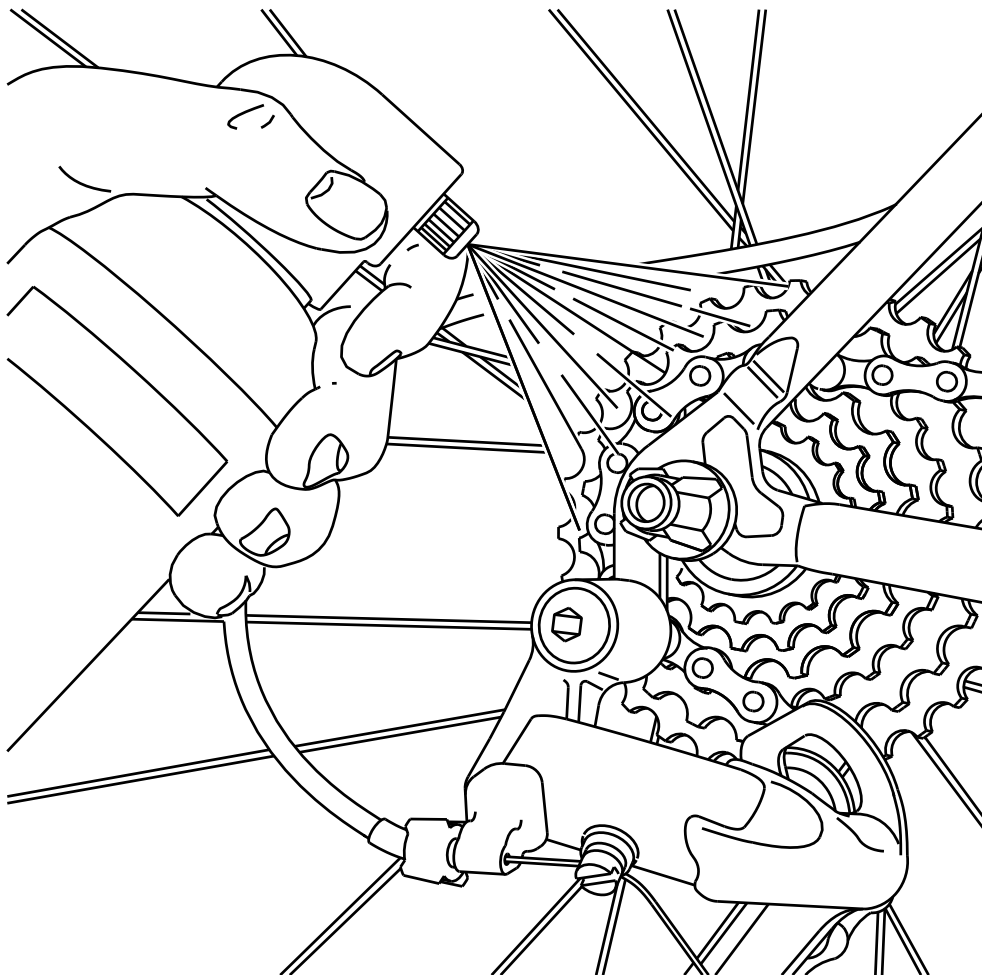



ICN-S1000DBIKE-AAA-D000000-0-U8025-00502-A-04-1

Fig 1 Cleaning the bike

- 2 Use a [Stiff bristle brush](#) to get access to areas that are not easy to clean. These are the shift levers, the knobby tires, and the brakes.
- 3 Clean the caked grime from the chain and the sprockets with a screwdriver that has a small blade.
- 4 Remove the grease from the freewheel assembly with the [Degreasing agent](#) as shown in [Fig 2](#) . Use a brush to remove the grease from these parts:
 - sprockets

-
- guide and tension wheels of the derailleur
 - chain ring teeth



A

ICN-S1000DBIKE-AAA-DA52000-0-U8025-00523-A-04-1

Fig 2 Degreasing the freehub

5 Flush the sprockets, the derailleurs, the chain rings and the chain with water.

Note 1

If necessary, do the flush procedure again.

Applicable to: Mountain bicycle Mountain storm Mk1

6 Wash the Bike

6.1 Soak the [Sponge](#) into [Detergent A](#) and water.

6.2 Clean the bicycle with the soaked sponge.

6.3 Flush the bicycle and make sure that all [Detergent A](#) is removed.

6.4 Move the bicycle up and down on its tires to remove all water.

Applicable to: Mountain bicycle Brook trekker Mk9

7 Wash the Bike

7.1 Soak the [Sponge](#) into [Detergent B](#) and water.

7.2 Clean the bicycle with the soaked sponge.

7.3 Soak the [Sponge](#) into [Detergent A](#) and water.

7.4 Fully clean the bicycle with the soaked sponge.

7.5 Flush the bicycle to make sure that all detergents are removed.

7.6 Move the bicycle up and down on its tires to remove all water.

8 Lubricate the bicycle (refer to [S1000DBIKE-AAA-DA4-10-00-00AA-241A-A](#)).

Requirements after job completion

Required conditions

Table 8 Required conditions

Action / Condition	Data module / Technical publication
Make sure the bicycle is dry	

